

## Grundfos Redi-Flo3™ SQE-NE Environmental Pumps

### Electrical Submersible Pumps

The Grundfos Redi-Flo3 SQE-NE electrical submersible pump is ideal for the removal of polluted groundwater. Users have the capability to change the pump performance while the pump is installed in the well.

Typical applications include: environmental remediation, leachate extraction, total fluids recovery, tank-to-tank transfer, and sampling. Systems are available for your portable or dedicated pumping needs.

### Features

#### Advanced Electronics

- The Grundfos micro-frequency converter offers the capability to control and communicate with the pump to monitor performance and set operating parameters.

#### Permanent-Soft Start System

- The motor has a soft-start system which allows the pump to start with gradually increasing speed and with the highest possible starting torque.

#### Rugged Design

- The pump uses "floating" impellers. Each impeller has its own tungsten carbide/ceramic bearing. This design and the environmentally tough 316 stainless steel and PVDF construction provide excellent wear resistance and solids handling capability.

#### Permanent-Magnet Motor

- The motor is protected against: dry-run, over-voltage, under-voltage, overload and over-temperature and up-thrust.

#### Reliable Check Valves

- Reliable built-in spring loaded check valve lets you operate the pump in a position from vertical to horizontal.

### Accessories

- Redi-Flo3™ SQE-NE CU 300 Status Box & Grundfos GO Remote\*
- The optional CU 300 Status Box and MI301 IR Remote at the surface allows you to communicate with the pump's integrated electronics through the standard power leads. No additional wires are required! This feature provides the direct use of 2 analog inputs and 1 digital input without adding any extra electronics and cost.
- Pump status readout and parameter changes can be easily performed at the surface with the MI301 and smart device\* or the PC Tool software.

\*Smart phone or other smart device not included.



*Wear Resistant Bearings*



*Permanent Magnet Motor*



*Advanced Electronics*

## Grundfos Redi-Flo3™ SQE-NE Environmental Pumps: Specifications

### General

Well Diameter	Minimum 3 in. (76 mm)
Installation Depth	Maximum 500 ft. (150 m) below static water table
Variable Speed Control	30%-100% (3,000, 10,700 RPM)
Material	Stainless steel complying with DIN W.-Nr 1.4401 (AISI 316), PVDF and FPM rubber

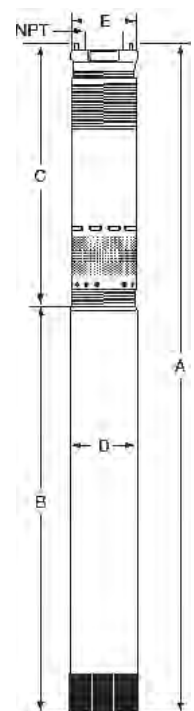
### Electric

Supply Voltage	1 x 200-240V +6% / -10%, 50/ 60 Hz PE 1 x 100-115V
Operation via Generator	The generator output must be equal to the motor PI(KW) +10%
Starting Current	The motor starting current is equal to the highest value stated on the motor nameplate
Starting	Soft-start
Run-up Time	2 seconds maximum
Motor Protection	The motor is protected against: dry-run, over-voltage, under-voltage, overload, over-temperature and upthrust
Power Factor	PF = 1
Service Factor	0.5-1.85 HP @ 115V/ 230V 0.75-2.05 HP @ 230V 1.0-2.25 HP @ 230V 1.5-1.65 HP @ 230V
Motor Cable	2 Wire with ground, Tefzel® Cable Kit (Santoprene® available)
pH Values	5-9
Liquid Temperature	The temperature of the pumped liquid should not exceed 104°F  Note: If liquids with a viscosity or specific gravity higher than that of water are to be pumped, please contact Geotech Environmental Equipment, Inc.
Minimum Ambient Temperature	4°F (-15°C)
Maximum Ambient Temperature	+104°F (40°C)
Maximum Liquid Temperature	86°F (30°C)

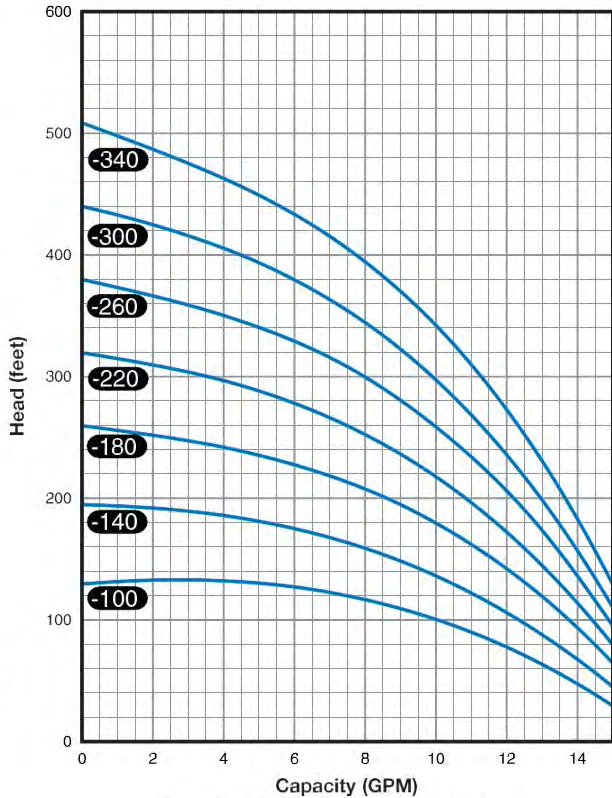
### Dimensions and Weights

Model Number	HP	Discharge Size	Dimensions and Weight					Approximate Ship Weight lbs. (kg)
			A	B	C	D	E	
10Redi-Flo3 SQE-100NE	½	1 ¼" NPT	30.4 (77.2)	19.8 (50.3)	10.6 (27)	2.6 (6.6)	2.9 (7.4)	12 (5.4)
10Redi-Flo3 SQE-140NE	½	1 ¼" NPT	30.4 (77.2)	19.8 (50.3)	10.6 (27)	2.6 (6.6)	2.9 (7.4)	12 (5.4)
10Redi-Flo3 SQE-180NE	¾	1 ½" NPT	31.5 (80)	19.8 (50.3)	11.6 (29.5)	2.6 (6.6)	2.9 (7.4)	13 (5.9)
10Redi-Flo3 SQE-220NE	¾	1 ½" NPT	33.6 (77.7)	19.8 (50.3)	13.7 (34.8)	2.6 (6.6)	2.9 (7.4)	13 (5.9)
10Redi-Flo3 SQE-260NE	1	1 ½" NPT	35.0 (89)	21.3 (54.1)	13.7 (34.8)	2.6 (6.6)	2.9 (7.4)	16 (7.3)
10Redi-Flo3 SQE-300NE	1	1 ½" NPT	36.1 (91.7)	21.3 (54.1)	14.8 (37.6)	2.6 (6.6)	2.9 (7.4)	16 (7.3)
10Redi-Flo3 SQE-340NE	1	1 ½" NPT	38.2 (97)	21.3 (54.1)	16.9 (42.9)	2.6 (6.6)	2.9 (7.4)	16 (7.3)
22Redi-Flo3 SQE-40NE	½	1 ½" NPT	30.4 (77.2)	19.8 (50.3)	10.6 (27)	2.6 (6.6)	2.9 (7.4)	12 (5.4)
22Redi-Flo3 SQE-80NE	½	1 ½" NPT	30.4 (77.2)	19.8 (50.3)	10.6 (27)	2.6 (6.6)	2.9 (7.4)	12 (5.4)
22Redi-Flo3 SQE-110NE	¾	1 ½" NPT	31.5 (80)	19.8 (50.3)	11.6 (29.5)	2.6 (6.6)	2.9 (7.4)	13 (5.9)
22Redi-Flo3 SQE-140NE	¾	1 ½" NPT	33.6 (77.7)	19.8 (50.3)	13.7 (34.8)	2.6 (6.6)	2.9 (7.4)	13 (5.9)
22Redi-Flo3 SQE-180NE	1	1 ½" NPT	38.2 (97)	21.3 (54.1)	16.9 (42.9)	2.6 (6.6)	2.9 (7.4)	16 (7.3)
22Redi-Flo3 SQE-210NE	1 ½	1 ½" NPT	38.2 (97)	21.3 (54.1)	16.9 (42.9)	2.6 (6.6)	2.9 (7.4)	16 (7.3)

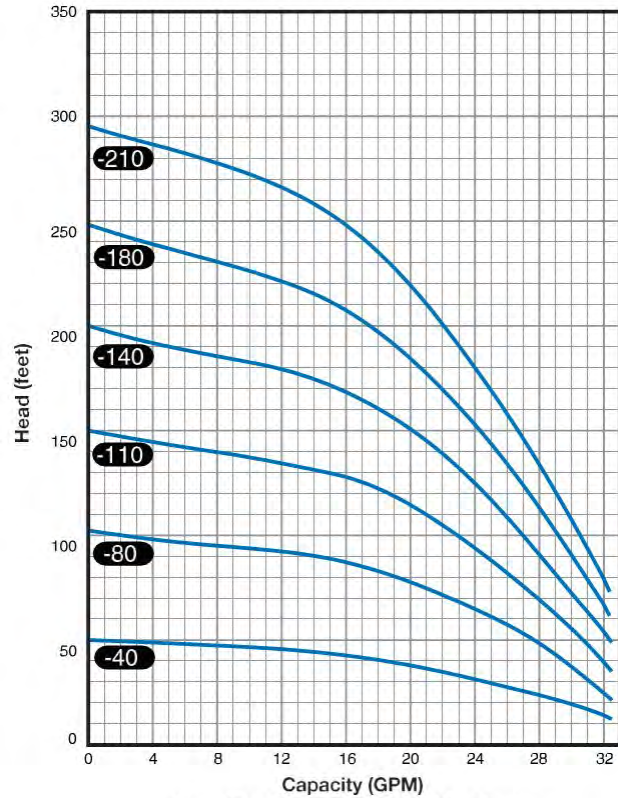
Note: Weights include pump ends with motors.



**Grundfos Redi-Flo3™ SQE-NE Environmental Pumps: Performance**



Grundfos Redi-Flo3™ SQE-NE 10gpm



Grundfos Redi-Flo3™ SQE-NE 22gpm

**MID-ATLANTIC ENVIRONMENTAL EQUIPMENT, INC.**

Main Phone:  
877-MAE2inc  
(877-623-2462)  
mae2.com

**Corporate Headquarters**

15 Carroll Drive  
Bluffton, SC 29910

843-836-1804  
Fax: 843-836-1805

Email: sevans@mae2.com

**Manufacturing Facility**

Hardeeville, SC  
843-296-4580

**Field Support Services**

Canton, GA  
843-247-4087

**Regional Sales Office**

182 Spring Oaks Lane  
Ruckersville, VA 22968

434-531-3472  
Fax: 434-985-1214

Email: jfrydl@mae2.com